

RANCHER  
6 FT X 12 FT  
MODEL R612



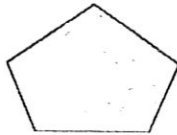
# ACCESSORIES AND HARDWARE



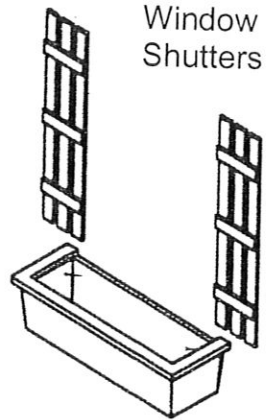
Door Handle



"Cedarshed" plaque

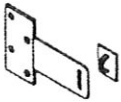


Blank plaque



Planter box

Window Shutters



Hasp



Hinges

## Fasteners



Barrel bolt



1 1/8" nails



1 3/4" nails



2" nails

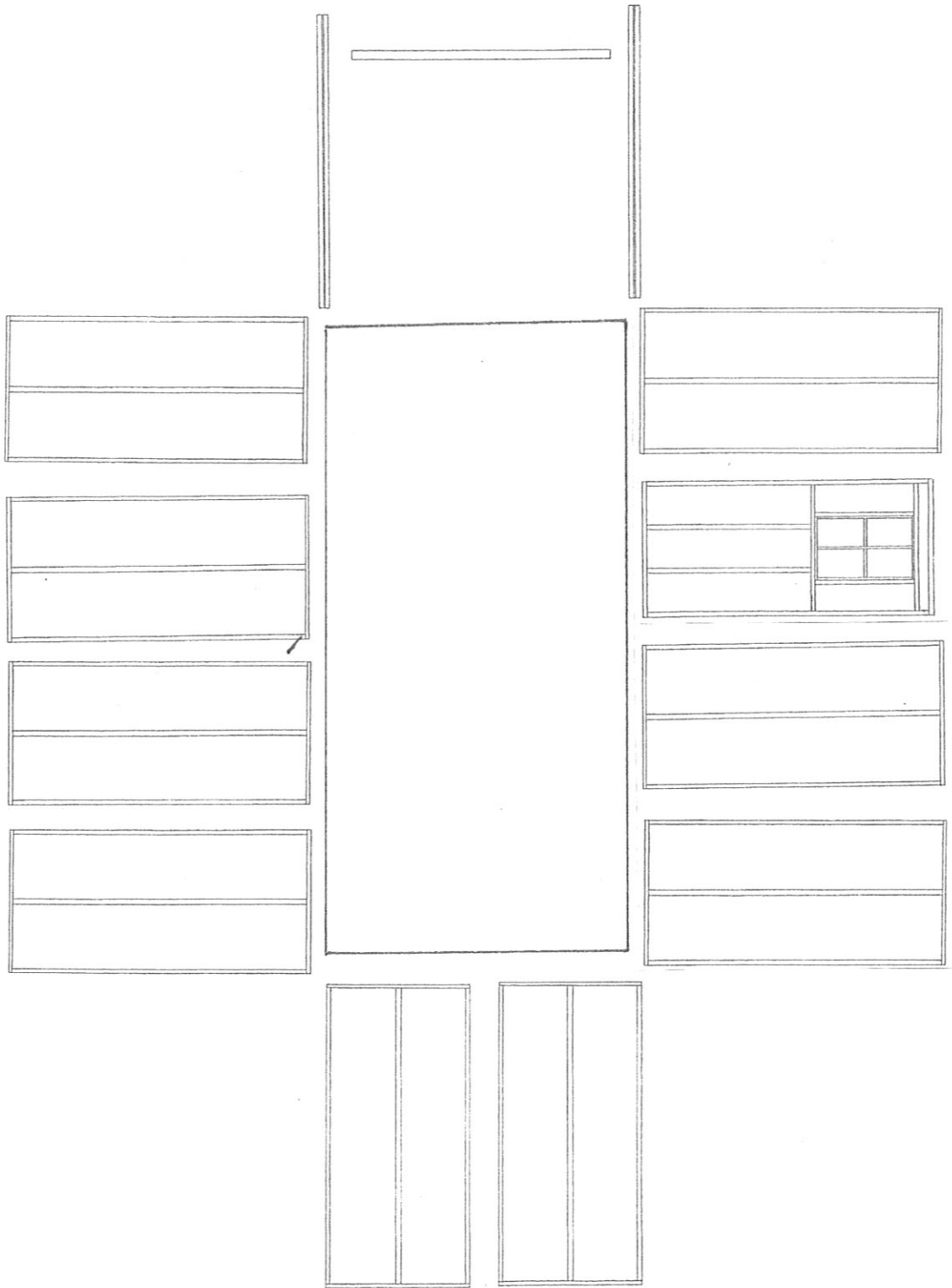


2" screws

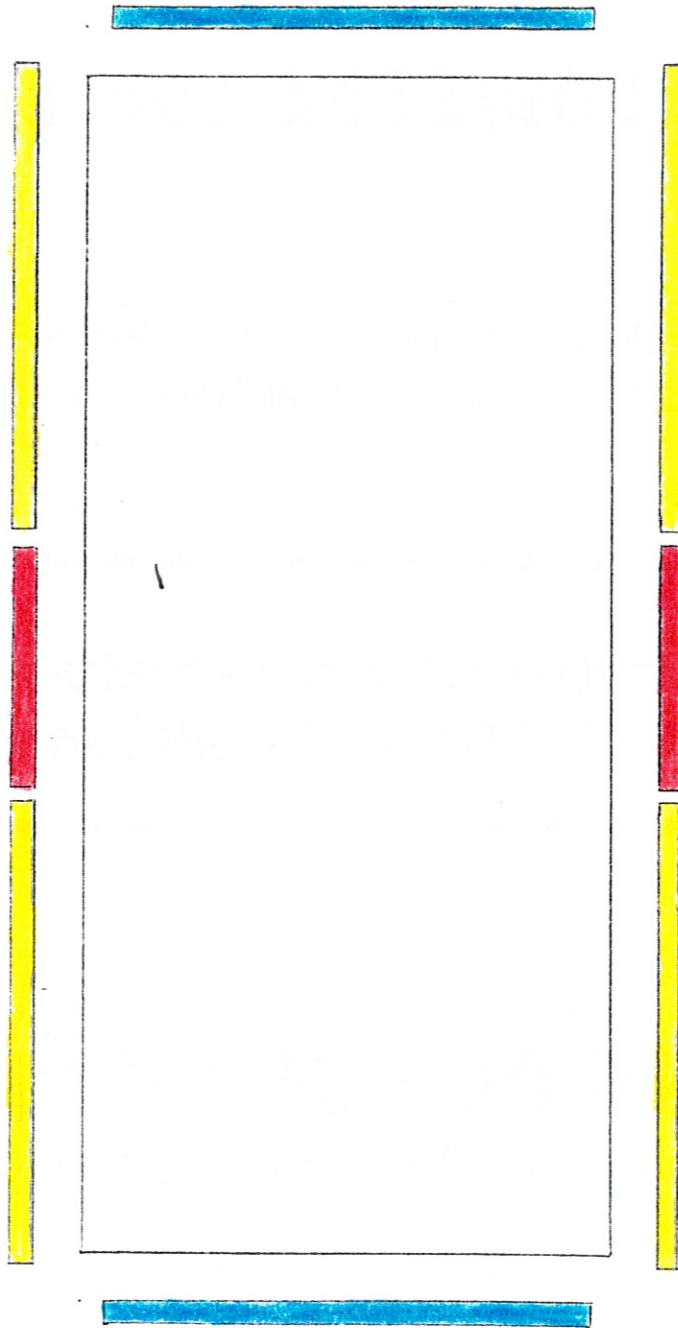


3" screws

PART #	DESCRIPTION	DIMENSIONS (where app.)	# OF PCS
<b>ACCESSORIES</b>			
P-H-PLAQL	peak CS plaque	peak CS plaque	1
P-H-PLAQL	peak plaque	peak plaque	1
P-FW-001	window box	window box	1
P-SH-001	shutters	shutters	2
<b>FASTENERS</b>			
P-H-NL1.125	nails	1 1/8" nails	25
P-H-NL1.75	nails	1 3/4" nails	350
P-H-NL2	nails	2" nails	75
P-H-SC2	2" screw	2" screws	140
P-H-SC3	3" screw	3 " screws	400
<b>DOOR AND HARDWARE</b>			
C-DR-001	double doors (with hinges)	double doors	2
P-1371K	door stop	1 x 3 x 71 3/4	1
P-1262G	door stop	1 x 2 x 62 1/2	1
P1271I	door stop	1 x 2 x 71 5/8	2
P-H-BBLT4	barrel bolt	4 " barrel bolt	2
P-H-DHAND	door handle	door handle	2
P-H-HASP	hasp	hasp	1
Instruction manual, questionnaire and driver bit			

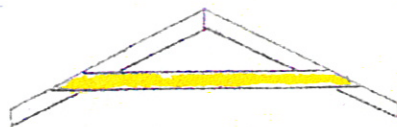


PART #	DESCRIPTION	DIMENSIONS (where app.)	# OF PCS
<b>WALL PARTS</b>			
P-2334G	header	2 x 3 x 34 1/2	9
C-BW-002	solid wall	34 1/2 x 73	9
C-DF-013	door frame vertical	door frame	2
C-DF-017	door frame horizontal	door frame	1
C-WW-005	window wall	34 1/2 x 73	1

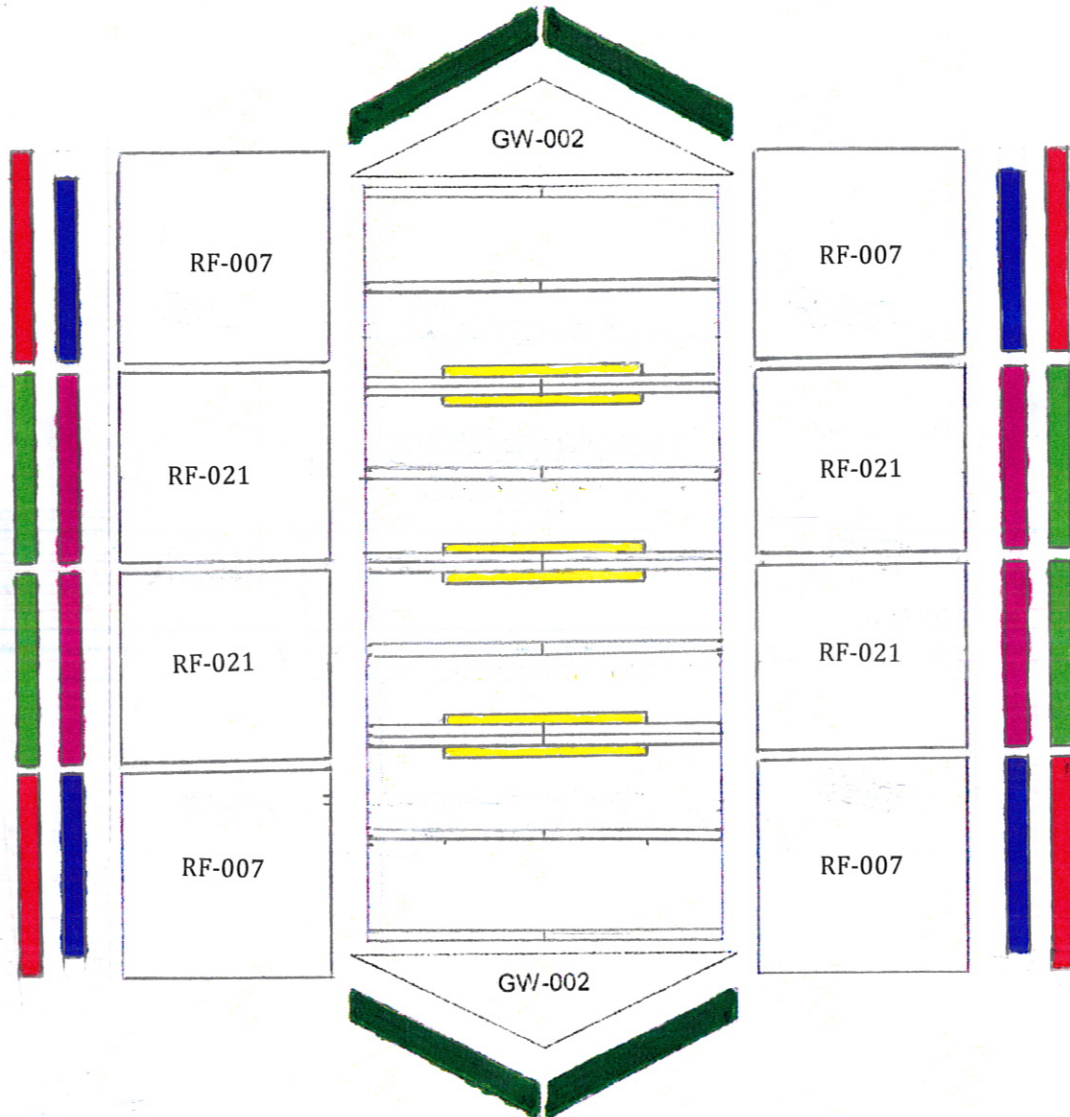


PART #	DESCRIPTION	DIMENSIONS (where app.)	# OF PCS	CODE
	<b>TOP PLATES</b>			
P-2354C	top plate	2 x 3 x 54 1/4	4	Yellow
P-2364	top plate	2 x 3 x 64	2	Blue
P-2334G	top plate	2 x 3 x 34 1/2	2	Red


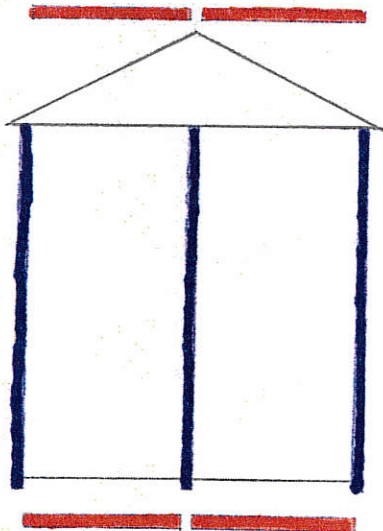

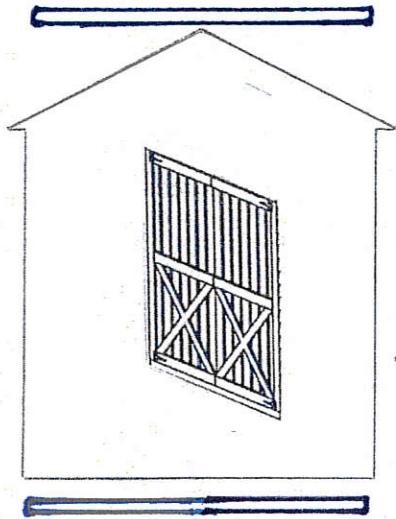




Gusset Details



PART #	DESCRIPTION	DIMENSIONS (where app.)	# OF PCS	CODE
P-2342Yb	gusset	2 x 3 x 42	6	
C-RF-007	roof panel	42 x 42 3/4	4	RF-007
C-RF-021	roof panel	42 x 34 1/2	4	RF-021
C-GW-002	gable wall	gable wall	2	GW-002
P-B-G437	soffits	1/2 x 4 x 37	4	
P-B-G434G	soffit	1/2 x 4 x 34 1/2	4	
p-1446Ya	gable fascia	1 x 4 x 46	4	
P-1442	fascia	1 x 4 x 42	4	
P-1434G	fascia	1 x 4 x 34 1/2	4	
P-H-RFLT12	roofing felt	1 ft x 5 ft	5 sq ft	not shown
P-H-RCAP24	ridge caps	24"	22	not shown
P-H-MFLASS	roof flashing	3" x 12"	24	not shown



PART #	DESCRIPTION	DIMENSIONS (where app.)	# OF PCS	CODE
<b>TRIM PARTS</b>				
P-1279C	trim	1 x 2 x 79 1/4	6	
P-1280G	trim	1 x 2 x 80 1/2	3	
P-13C79C	trim	1 x 3 1/4 x 79 1/4	4	
P-B-G433	skirting	1/2 x 4 x 33	8	
P-B-G633	skirting	1/2 x 6 x 33	12	
P-1470G	door trim (top & bottom)	1 x 4F x 70 1/2	2	