

CABANA  
10 FT X 8 FT  
MODEL C108



# ACCESSORIES AND HARDWARE



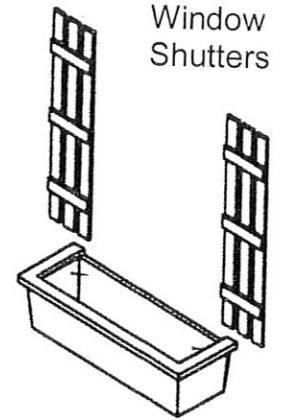
Door Handle



"Cedarshed" plaque

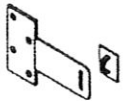


Blank plaque



Window Shutters

Planter box



Hasp



Hinges

## Fasteners



Barrel bolt



1 1/8" nails



1 3/4" nails



2" nails

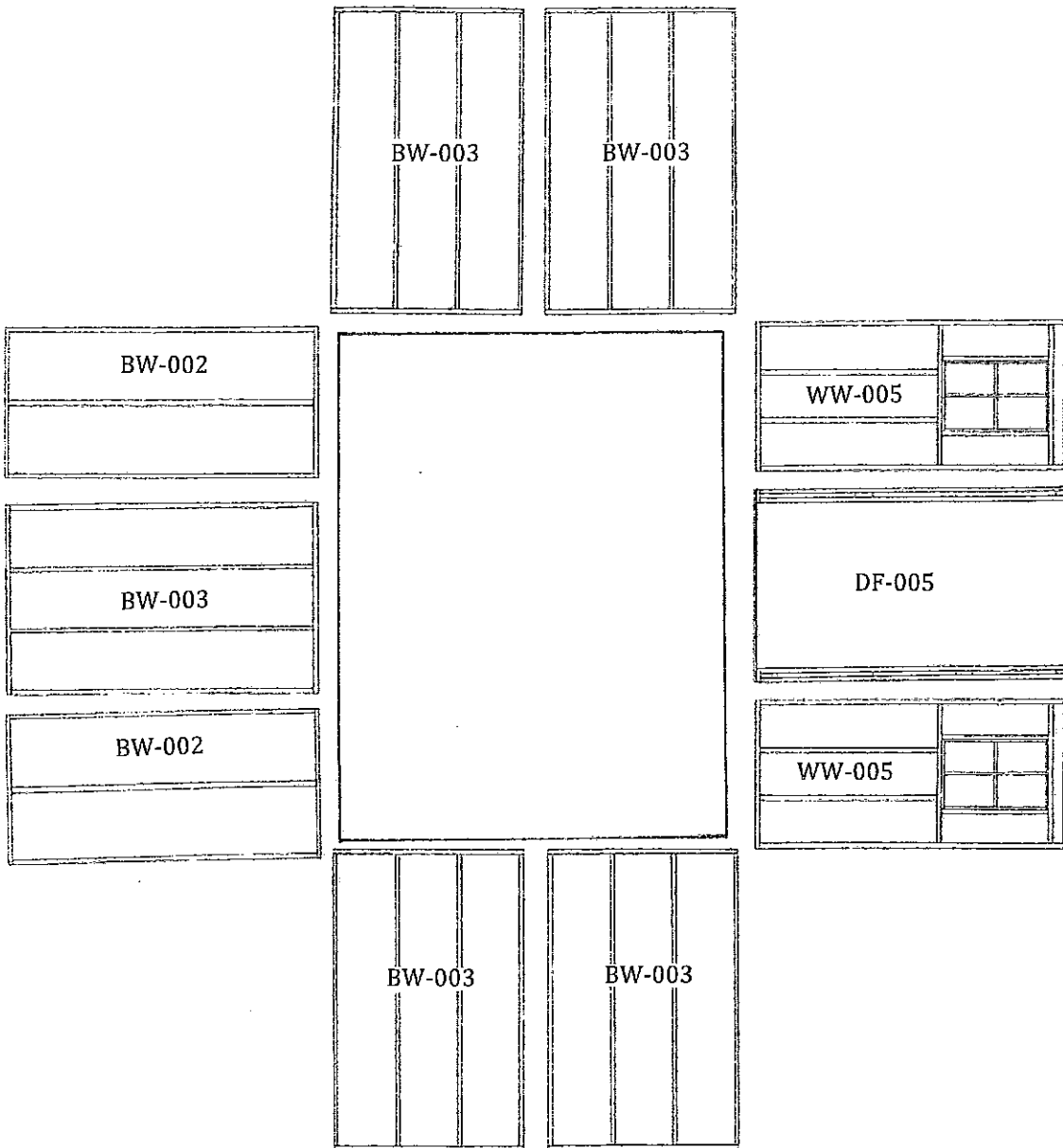


2" screws




3" screws

PART #	DESCRIPTION	DIMENSIONS (where app.)	# OF PCS
<b>ACCESSORIES</b>			
P-H-PLAQSL	Square CS plaque	square plaque	1
P-H-PLAQNL	plaque	plaque	2
P-FW-001	window box	window box	2
P-SH-001	shutters	shutters	4
<b>FASTENERS</b>			
P-H-NL1.125	nails	1 1/8" nails	25
P-H-NL1.75	nails	1 3/4" nails	275
P-H-NL2	nails	2" nails	175
P-H-SC2	2" Screws	2" Screws	150
P-H-SC3	3" screw	3 " Screws	350
<b>DOOR PARTS AND HARDWARE</b>			
C-DR-003	door	Dutch door	1
P-H-THING6	T-Hinges	6 " T-hinges	4
P-H-BBLT4	barrel bolt	4" barrel bolt	1
P-H-DHAND	door handle	door handle	1
P-H-HASP	hasp	hasp	1
Instruction manual, questionnaire and driver bit			

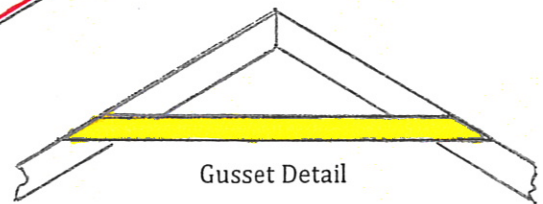
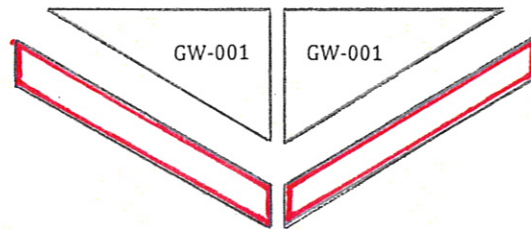
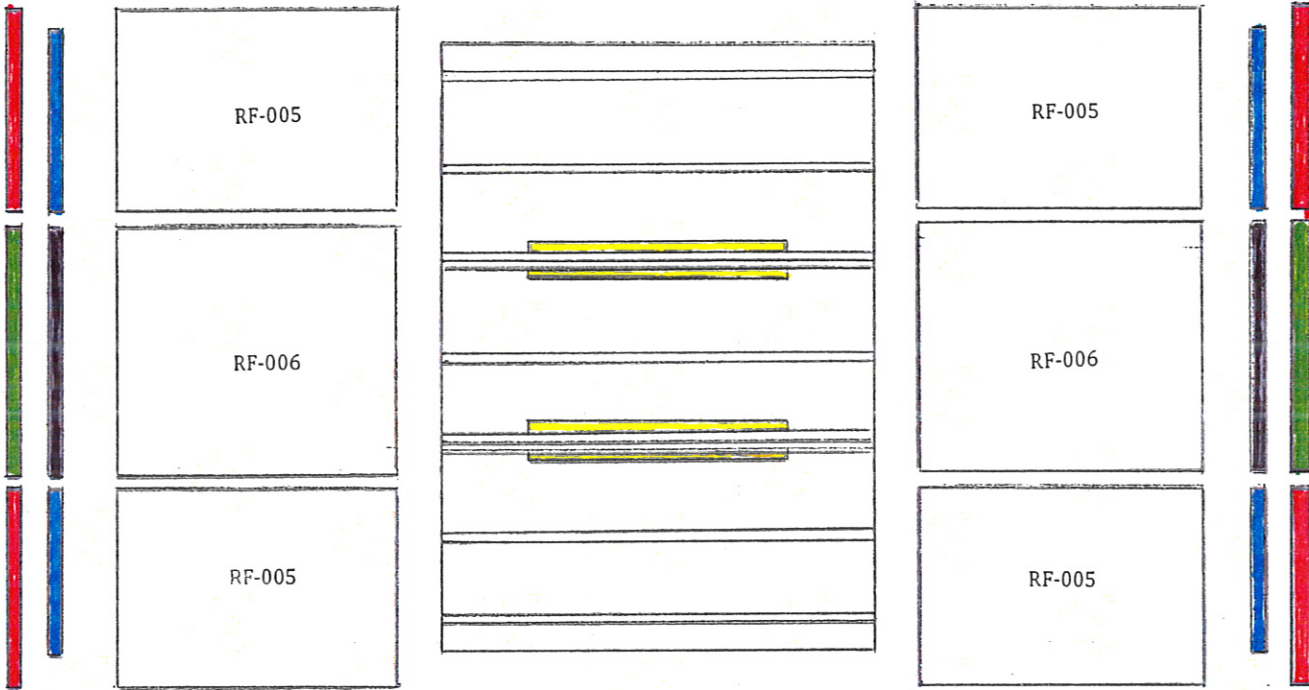
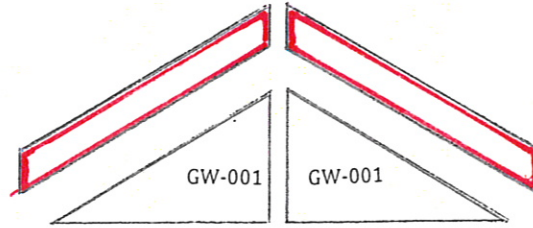


PART #	DESCRIPTION	DIMENSIONS (where app.)	# OF PCS	CODE
<b>WALL PARTS</b>				
P-2334G	header	2 x 3 x 34 1/2	2	not shown
P-2346G	header	2 x 3 x 46 1/2	5	not shown
C-BW-002	wall panel	34 1/2 wall panel	2	BW-002
C-BW-003	wall panel	46 1/2 wall panel	5	BW-003
C-DF-005	single door frame	door frame	1	DF-005
C-WW-005	window wall	window wall with fixed window	2	WW-005



PART #	DESCRIPTION	DIMENSIONS (where app.)	# OF PCS	CODE
<b>TOP PLATES</b>				
P-2360C	top plate	2 x 3 x 60 1/4	4	
P-2388	top plate	2 x 3 x 88	2	

# 8 X 10 SHED


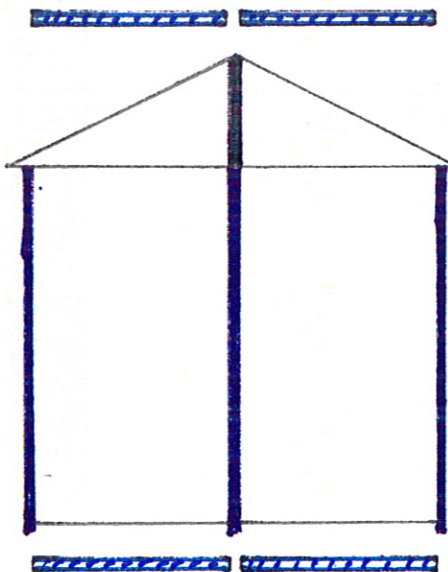
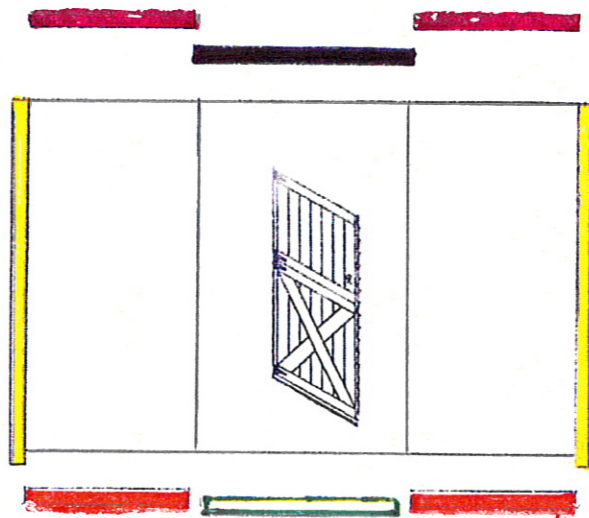
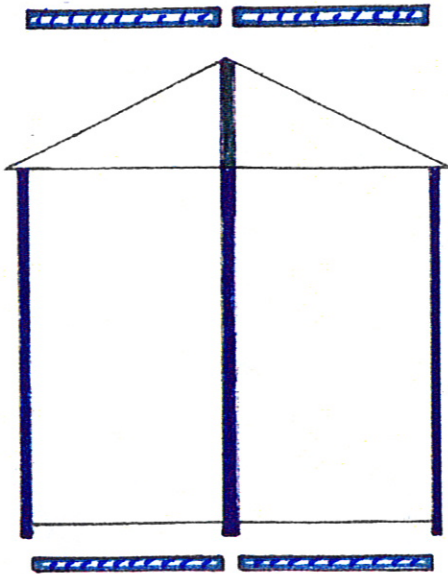











8x10 shed

PART #	DESCRIPTION	DIMENSIONS (where app.)	# OF PCS	CODE
<b>OPTIONAL WOOD SHINGLE ROOF</b>				
P-2371KYb	gusset	2 x 3 x 71 3/4	4	
C-GW-001	gable wall	gable wall	4	GW-001
C-RF-005	roof panel	42 3/4 x 54 7/8	4	RF-005
C-RF-006	roof panel	46 1/2 x 54 7/8	2	RF-006
P-B-G437	soffits	1/2 x 4 x 37	4	
P-B-G446G	soffits	1/2 x 4 x 46 1/2	2	
P-1442	fascia	1 x 4 x 42	4	
P-1446G	fascia	1 x 4 x 46 1/2	2	
P-1458GYa	gable fascia	1 x 4 x 58 1/2	4	
P-H-RFLT12	roofing felt	1 ft x 5 ft	5 sq ft	not shown
P-H-MFLASS	roof flashing	3" x 12"	20	not shown
P-H-RCAP24	ridge caps	24"	18	not shown

10 x 8 BeachHouse

10 x 8 Cabana



PART #	DESCRIPTION	DIMENSIONS (where app.)	# OF PCS	CODE
<b>TRIM PARTS</b>				
P-1221C	gable trim	1 x 2 x 21 1/4	2	
P-1279C	trim	1 x 2 x 79 1/4	2	
P-1280G	trim	1 x 2 x 80 1/2	6	
P-13C79C	trim	1 x 3 1/4 x 79 1/4	4	
P-B-G633	skirting	1/2 x 6 x 33	4	
P-B-G433	skirting	1/2 x 4 x 33	4	
P-B-G445	skirting	1/2 x 4 x 45	1	
P-B-G645	skirting	1/2 x 6 x 45	9	
P-14B48	door skirting	1 x 4 1/8 x 48	1	
P-11K48	top door trim (nar)	1 x 1 3/4 x 48	1	