

RANCHER
8 FT X 16 FT
MODEL R816



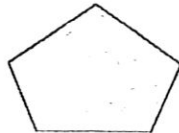
ACCESSORIES AND HARDWARE



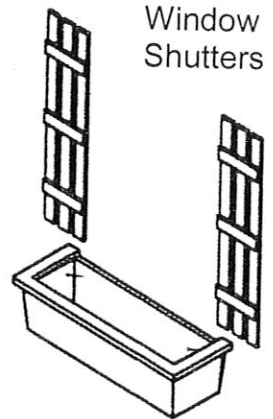
Door Handle



"Cedarshed" plaque

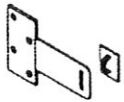


Blank plaque



Window Shutters

Planter box



Hasp



Hinges

Fasteners



Barrel bolt



1 1/8" nails



1 3/4" nails



2" nails



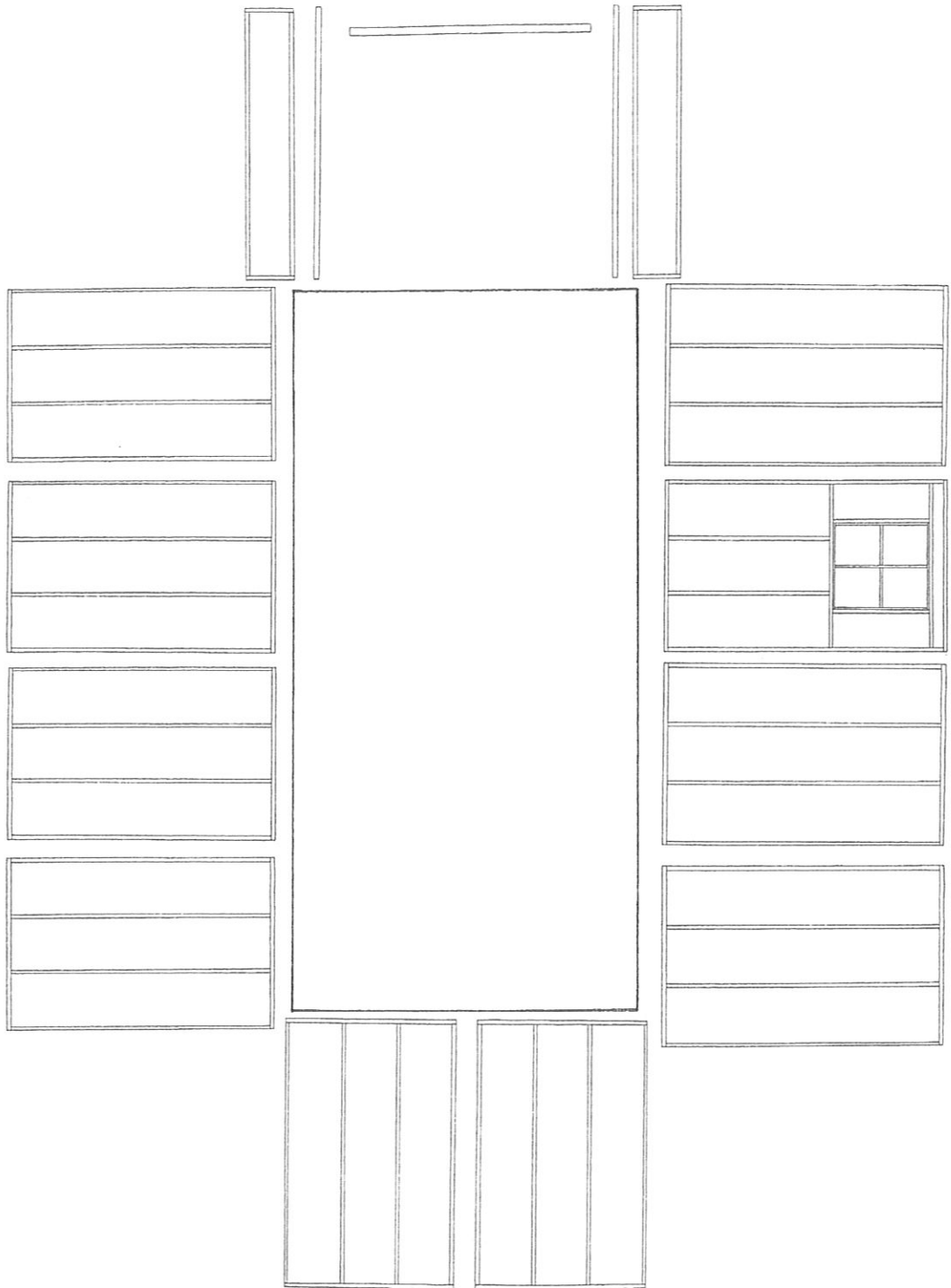
2" screws




3" screws

PART #	DESCRIPTION	DIMENSIONS (where app.)	# OF PCS
ACCESSORIES			
P-H-PLAQL	peak CS plaque	peak CS plaque	1
P-H-PLAQL	peak plaque	peak plaque	1
P-FW-001	window box	window box	1
P-SH-001	shutters	shutters	2
FASTENERS			
P-H-NL1.125	nails	1 1/8" nails	40
P-H-NL1.75	nails	1 3/4" nails	375
P-H-NL2	nails	2" nails	75
P-H-SC2	2" Screws	2" Screws	220
P-H-SC3	3" screw	3 " Screws	460
DOOR AND HARDWARE PARTS			
C-DR-001	double doors	double doors	2
P-1371K	door stop	1 x 3 x 71 3/4	1
P-1262G	door stop	1 x 2 x 62 1/2	1
P1271I	door stop	1 x 2 x 71 5/8	2
P-H-BBLT4	barrel bolt	4 " barrel bolt	2
P-H-DHAND	door handle	door handle	2
P-H-HASP	hasp	hasp	1
Instruction manual, questionnaire and driver bit			

Rancher 8x16

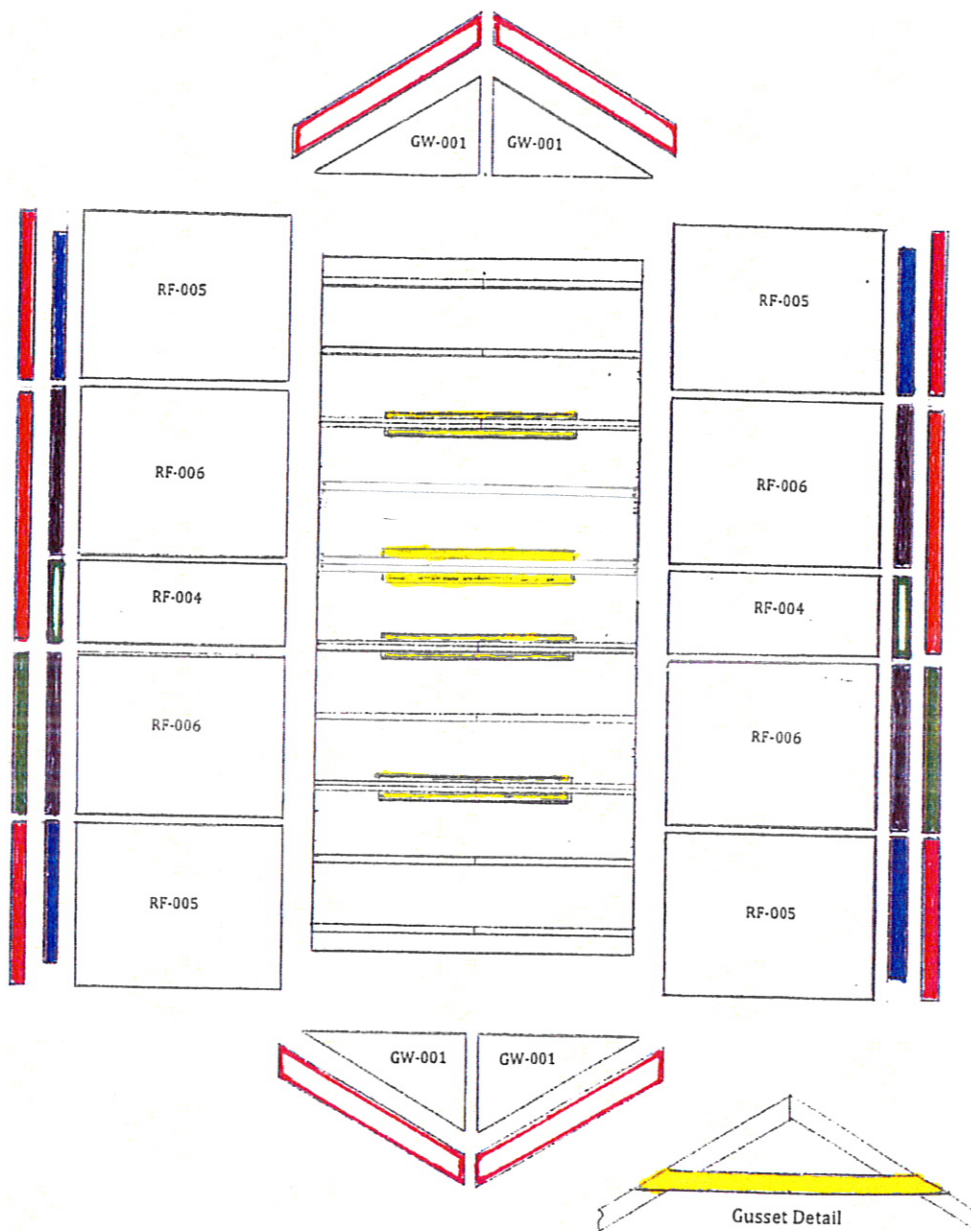


PART #	DESCRIPTION	DIMENSIONS (where app.)	# OF PCS
WALL PARTS			
P-2313K	header	2 x 3 x 13 3/4	2
P-2346G	header	2 x 3 x 46 1/2	9
C-BW-001	wall panel	13 3/4 x 73 5/16	2
C-BW-003	wall panel	46 1/2 wall panel	9
C-DF-008	door frame (vertical)	door frame	2
C-DF-012	door frame (horizontal)	door frame	1
C-WW-003	window wall	46 1/2" window wall	1




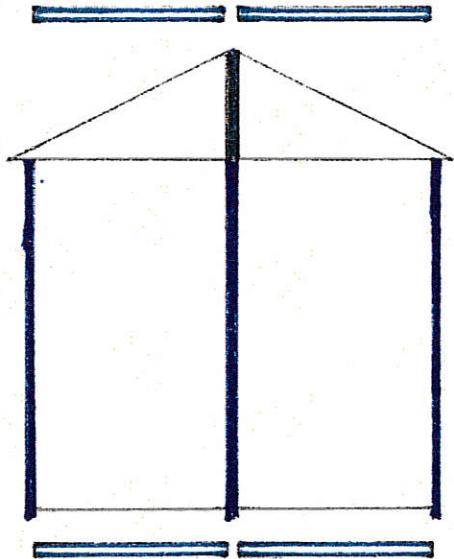

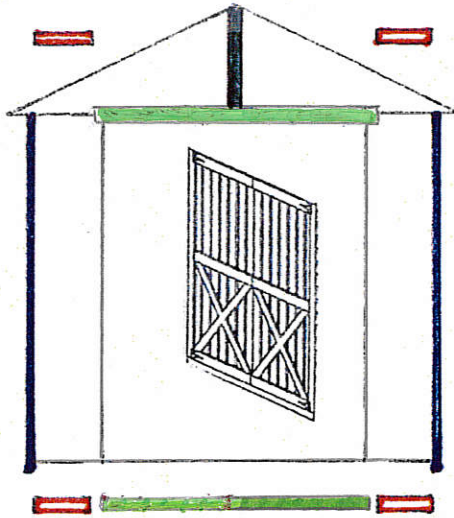
PART #	DESCRIPTION	DIMENSIONS (where app.)	# OF PCS	CODE
TOP PLATES				
P-2372C	top plate	2 x 3 x 72 1/4	4	
P-2388	top plate	2 x 3 x 88	2	
P-2346G	top plate	2 x 3 x 46 1/2	2	

8 X 16 SHED



8x16 shed

PART #	DESCRIPTION	DIMENSIONS (where app.)	# OF PCS	CODE
ROOF PANELS AND PARTS				
P-2371KYb	gusset	2 x 3 x 71 3/4	8	
C-GW-001	gable wall	gable wall	4	GW-001
C-RF-005	roof panel	42 3/4 x 54 7/8	4	RF-005
C-RF-006	roof panel	46 1/2 x 54 7/8	4	RF-006
C-RF-004	roof panel	24 x 54 7/8	2	RF-004
P-B-G437	soffits	1/2 x 4 x 37	4	
P-B-G446G	soffits	1/2 x 4 x 46 1/2	4	
P-B-G424	soffits	1/2 x 4 x 24	2	
P-1442	fascia	1 x 4 x 42	4	
P-1470G	fascia	1 x 4 x 70 1/2	2	
P-1446G	fascia	1 x 4 x 46 1/2	2	
P-1458GYa	gable fascia	1 x 4 x 58 1/2	4	
P-H-RFLT12	roofing felt	1 ft x 7 ft	7 sq ft	not shown
P-H-MFLASS	roof flashing	3" x 12"	40	not shown
P-H-RCAP24	ridge caps	24"	29	not shown



PART #	DESCRIPTION	DIMENSIONS (where app.)	# OF PCS	CODE
TRIM PARTS				
P-1221C	gable trim	1 x 2 x 21 1/4	2	
P-1279C	trim	1 x 2 x 79 1/4	6	
P-13C79C	trim	1 x 3 1/4 x 79 1/4	4	
P-1280G	trim	1 x 2 x 80 1/2	5	
P-B-G445	skirting	1/2 x 4 x 45	8	
P-B-G645	skirting	1/2 x 6 x 45	12	
P-B-G612C	skirting	1/2 x 6 x 12 1/4	4	
P-1467	door trim (top & bottom)	1 x 4F x 67	2	