



How to Play

General Information

Anyone can learn to play Murbles in just minutes. Anyone can feel the excitement of winning. Grandma can win, the kids can win, and if you play -- you can win too.

Murbles are a perfect game for family reunions, picnics, family camping and friends hanging out.

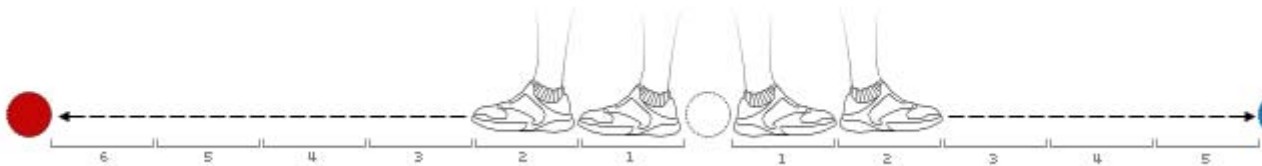
You can play Murbles in the back yard, side yard, front yard, you can play all around the house if you want to.

Parks are another great place to play Murbles and beaches offer an excellent playing field.

Murbles are built to last a life time. And will bring a life time of smiles to you family and friends.

Official rules are in the bag and basic rules are on the back of the Murble bag.

In a situation where the game ball are several feet from the point ball and appear to be a close tie, one player should "walk it off" to see who is closer.



One player carefully places his or her heel against one of the game balls in question and walks heel to toe to the point ball noting the foot steps taken and final distance to the point ball.

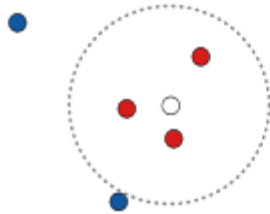
Then the same player walks off the other ball to determine which ball is actually closer to the point ball.

This relatively easy task becomes some what humorous and difficult when adult beverages are consumed.

Visual Examples of How to Score

The player who has a ball closet to the point ball can score. To find out the points awarded, simply count the number of balls they have between the point ball and their opponents nearest ball.

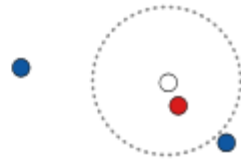
RED PLAYER SCORES THREE POINTS



RED PLAYER SCORES TWO POINTS



RED PLAYER SCORES



Tips and Techniques

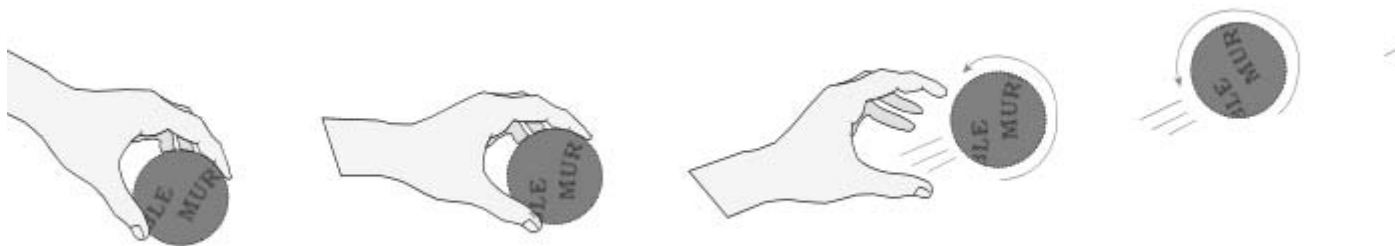
Note that all Murbles have the name embossed. For optimum ball control, grip the ball with your finger tips in these grooves.

This method allows you to spin the ball.

You can use a reverse spin to make your ball stick upon contact with the ground.

You can use a forward spin to gain distance on firm ground.

You can spin left or right to get into those tight spaces.

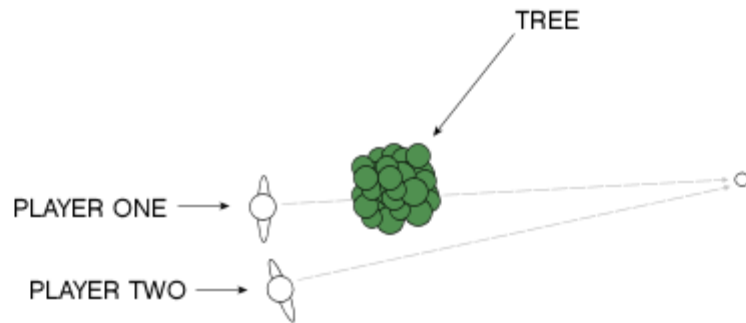


To make the game more competitive, learn to utilize the terrain and obstacles to your advantage.

Using bag rule #4, Players can not move from there relative positions after the point ball is played.

The point ball controller should try to play the point ball to his or her advantage by using the terrain (bushes, trees, pot holes, roots, etc...).

Try to place the point ball so your opponent does not have a good straight shot at it.



Try to position the point ball at the crest of a hill, in a depression, or in a rooted area.

If you play over a fence make sure the gate is open.